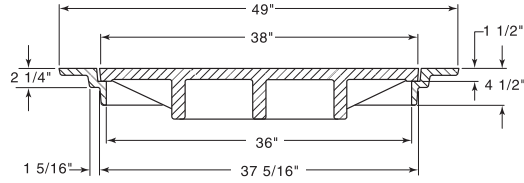


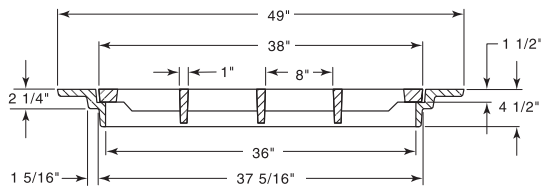
R-3492-B
Airport Manhole Frame, Solid Lid



For slab Manhole construction.

Lids are bolted to frame.

R-3492-BG
Airport Manhole Frame, Ductile Iron Grate


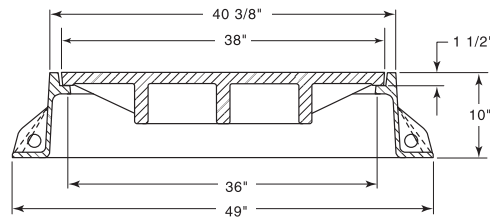


CATALOG NUMBER	GRATE TYPE	SQ. FT. OPEN	WEIR PERIMETER LINEAL FEET
R-3492-BG	G	2.6	9.9

For slab Manhole construction.

Grates are bolted to frame.

R-3492-C
Airport Manhole Frame, Solid Lid

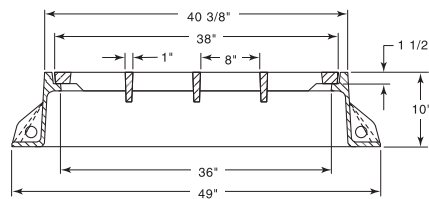


For built-up Manhole construction.
Available with square base flange, see R-1795-M.

Lids are bolted to frame.

R-3492-CG
Airport Manhole Frame, Ductile Iron Grate

CATALOG NUMBER	GRATE TYPE	SQ. FT. OPEN	WEIR PERIMETER LINEAL FEET
R-3492-CG	G	2.6	9.9



For built-up Manhole construction.
Available with square base flange, see R-1795-M.

Grates are bolted to frame.